



Includes Premium Hardware

Stone Grey Finish - White Laminate Windows - Matching Entry Door - Design 231

The Stunningly Modern Garage Door

The Athena model uses a contemporary combination of heavy-duty extruded aluminum metal and glass panels to create a stunning and unique piece for your home. This beautiful door is also low-maintenance, providing a perfect, long-term solution for your home.

Beauty Meets Safety and Innovation

Martin Door's safer joint is designed to help protect you while adding strength to your door. This joint is featured on all residential Martin Garage Doors. Improving the design and enhancing beauty. Go to www.martindoor.com for more details.



Aluminum
Acrylic


i1 Aluminum + Acrylic Glass

These heavy-duty aluminum doors are dependable, durable, and minimal upkeep.

- 2" thick door construction
- Dependable, durable, minimal upkeep
- Environmentally friendly
- Energy efficient
- Very quiet operation

Panel Styles


More panel styles available online




211



212



231




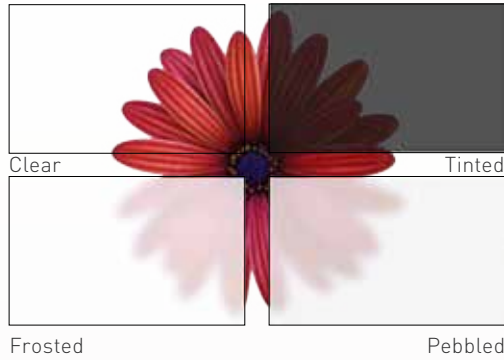
232



See manufacturer's written warranty for details and limitations.

Window Tint Options

(Simulated color)




Laminate Glass Option

(Simulated color)



Colors

Long-lasting, durable finish. See our complete selection of powder coat colors online.



AD-B12-05

Contact your Martin Door dealer today.

Martin Garage Doors
 2828 S 900 W, SLC, UT 84119
 801.973.9310
www.martindoor.com
 Made In USA
 © 2014, Martin Door Mfg.

